


Ulster GAA

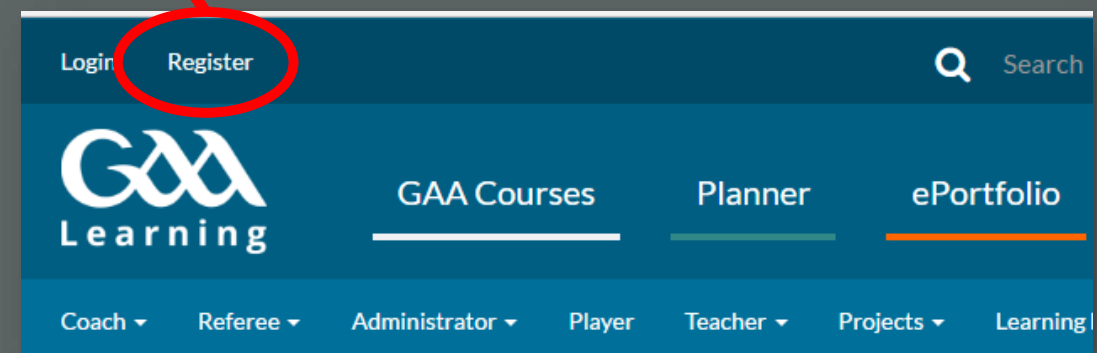
**Coach Education course registration
process on Learning.gaa**

Step 1

Go to
<https://learning.gaa.ie> landing page



Click on Register



Step 2

Enter Age and Country

Age and location verification

What is your age? *

In which country do you live? *

[Proceed](#) [Cancel](#)

There are required fields in this form marked * .

Why is this required?

This information is required to determine if your age is over the digital age of consent. This is the age when an individual can consent to terms and conditions and their data being legally stored and processed.

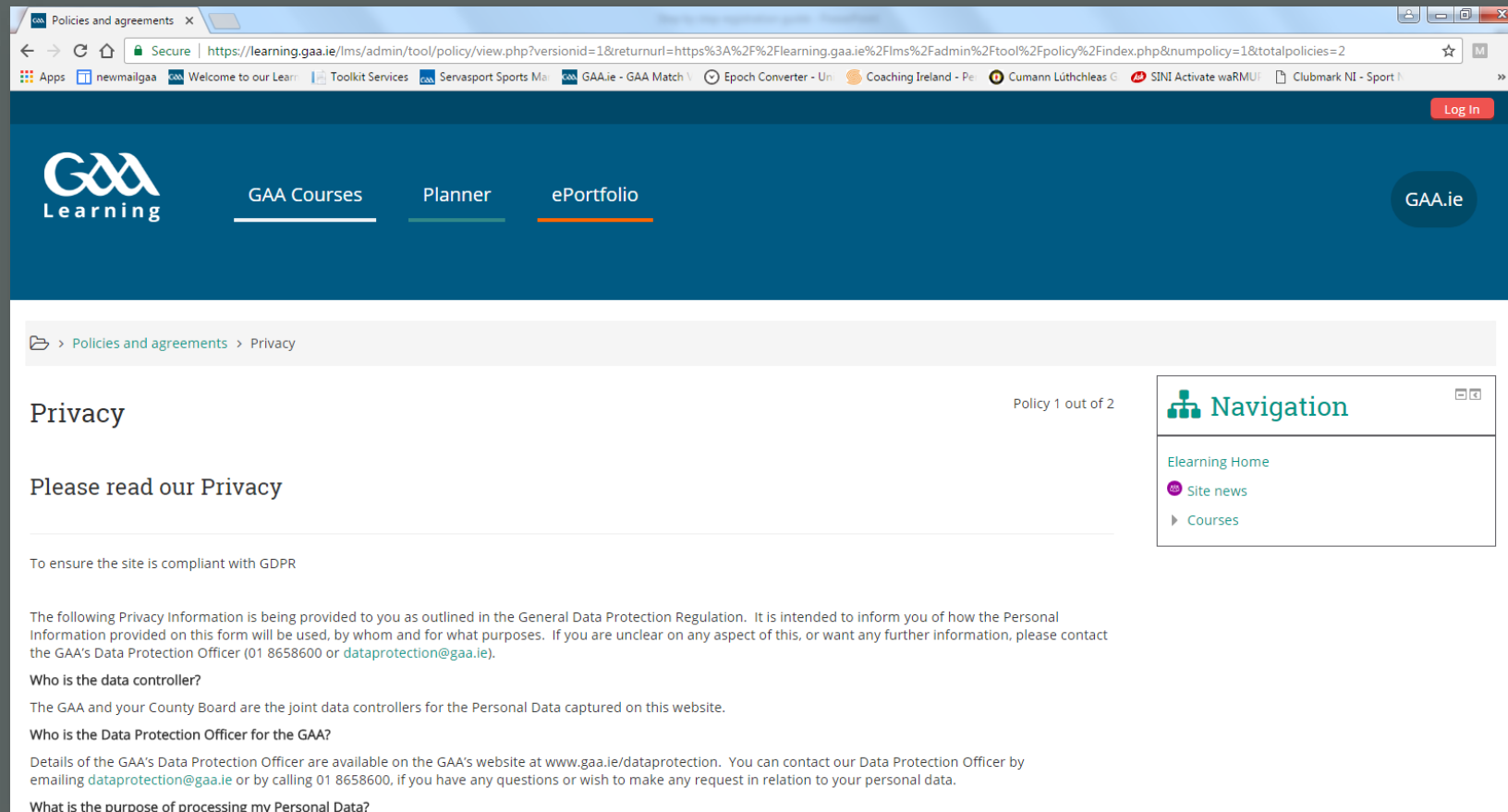
[About](#) [Privacy](#) [Site Policy](#) [Terms & Conditions](#) [Contact us](#) Powered by Enovation

and *Click*

Proceed

Step 3

Read Privacy Statement



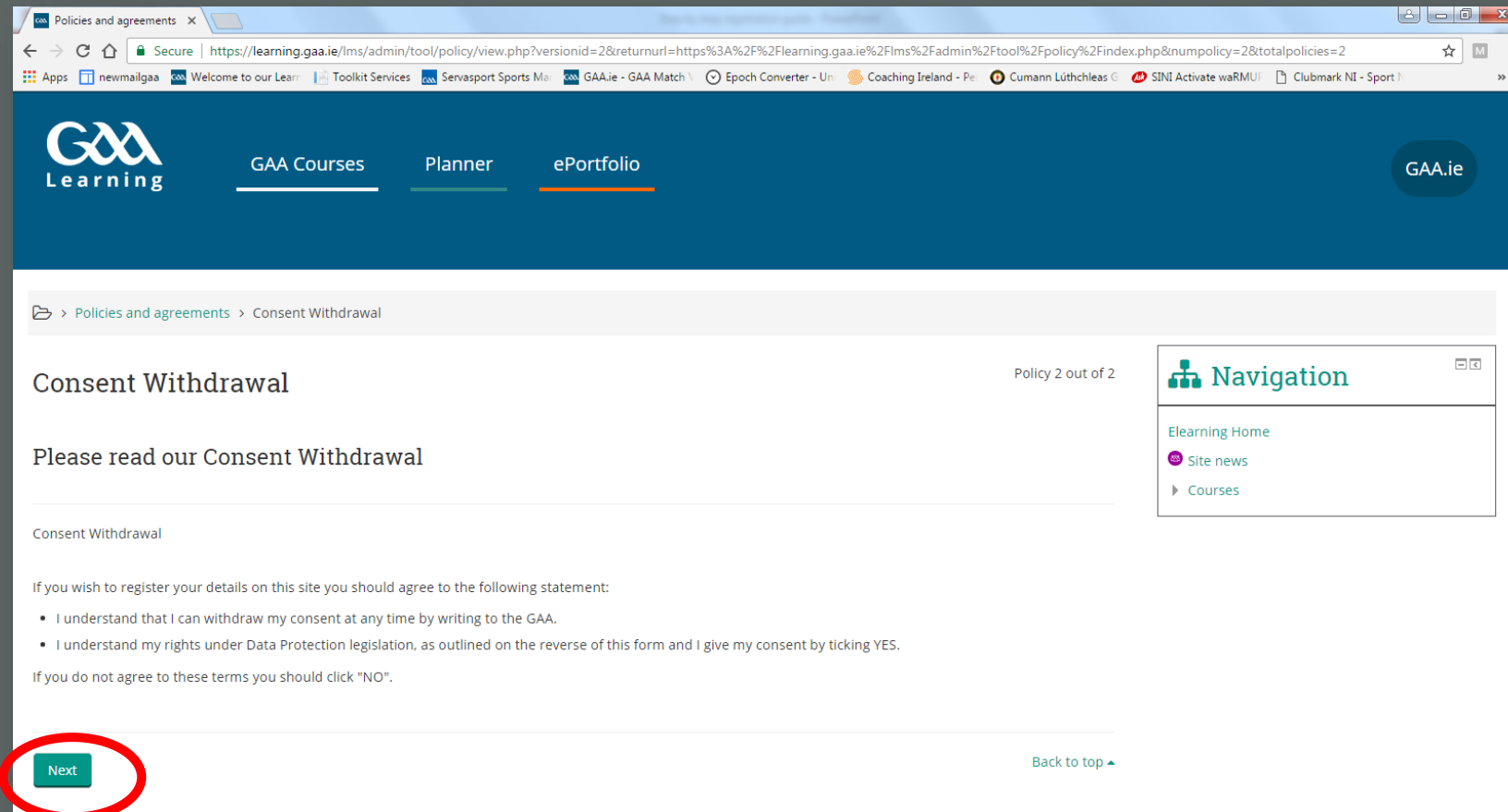
And if you are happy to proceed *Click* bottom of the page

Next

at the

Step 4

Read Consent Withdrawal



And if you are happy to proceed *Click*

Next

Step 5

Give Consent by *ticking* the relevant boxes

Policies and agreements

Before continuing you must agree to all these policies.

Consent

Please agree to the following policies

Privacy

To ensure the site is compliant with GDPR

Please refer to the full [Privacy](#) if you would like to review the text.

☐ I agree to the Privacy

Consent Withdrawal

Consent Withdrawal

Please refer to the full [Consent Withdrawal](#) if you would like to review the text.

☐ I agree to the Consent Withdrawal

There are required fields in this form marked .

Next Cancel

Navigation

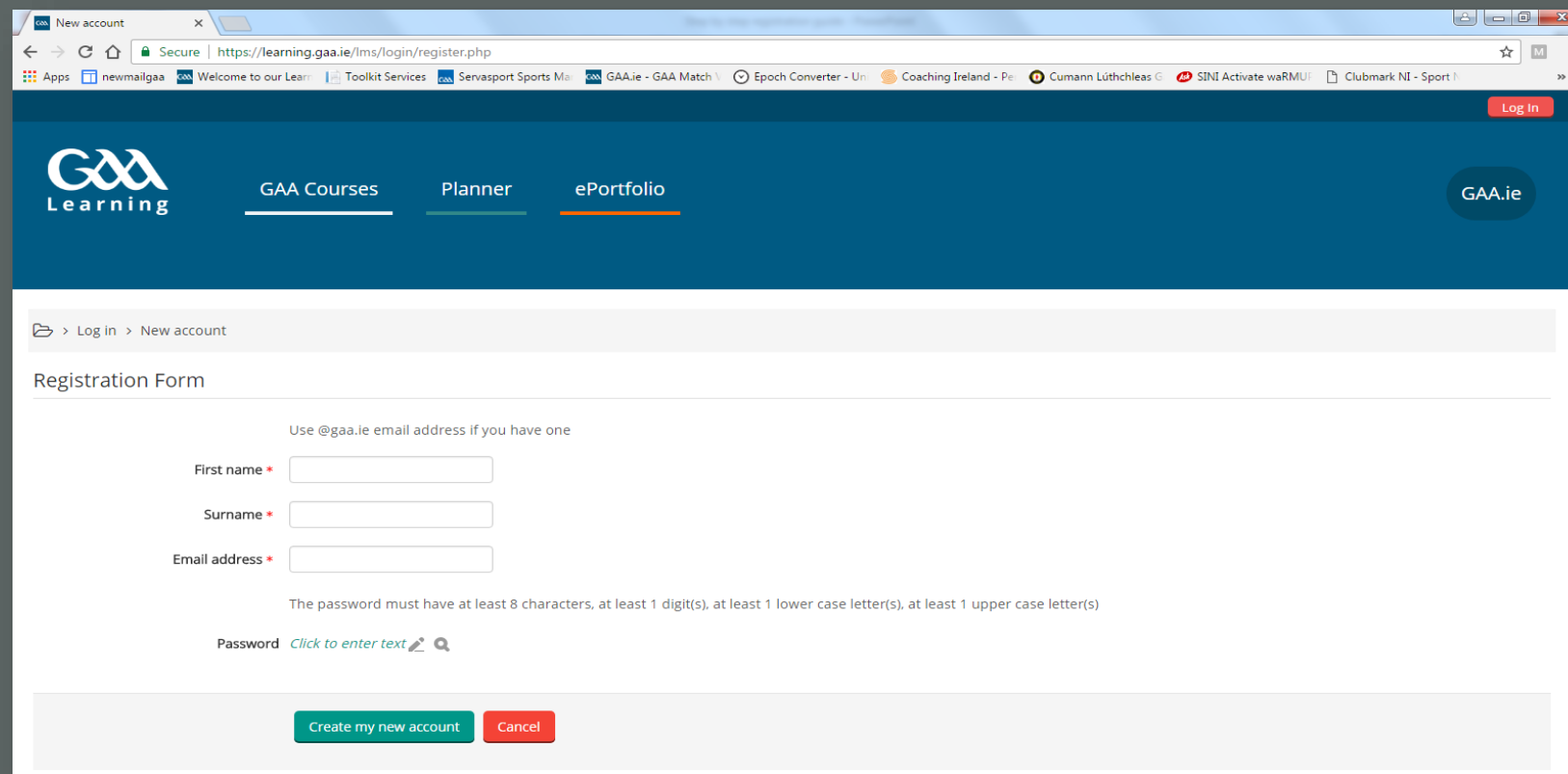
- Elearning Home
- Site news
- Courses

And if you are happy to proceed *Click*

Next

Step 6

Complete your registration form and create your new account....



The screenshot shows a web browser window with the URL <https://learning.gaa.ie/lms/login/register.php>. The page features the GAA Learning logo and navigation links for GAA Courses, Planner, and ePortfolio. A 'Log In' button is visible in the top right. The main content area is titled 'Registration Form' and includes a breadcrumb trail: > Log in > New account. Below the title, there is a note: 'Use @gaa.ie email address if you have one'. The form contains three input fields: 'First name *', 'Surname *', and 'Email address *'. Below these fields, a password requirement note states: 'The password must have at least 8 characters, at least 1 digit(s), at least 1 lower case letter(s), at least 1 upper case letter(s)'. The 'Password' field is currently hidden, with a link 'Click to enter text' and a magnifying glass icon. At the bottom of the form, there are two buttons: 'Create my new account' (green) and 'Cancel' (red).

Fill in First name, surname, email address (has to be working) and create a password (click on the magnifying glass icon to display your password)

And if you are happy to proceed *Click*

Create my new account

Step 7

A confirmation email will be sent to your email address **(check Clutter/Spam)**. Before you attempt to login you need to *confirm this email* by accessing it.



Once that step has been taken return to the landing page and proceed by clicking ***Login*** and entering your new login details – ***email*** and ***password*** to enter the GAA learning portal.

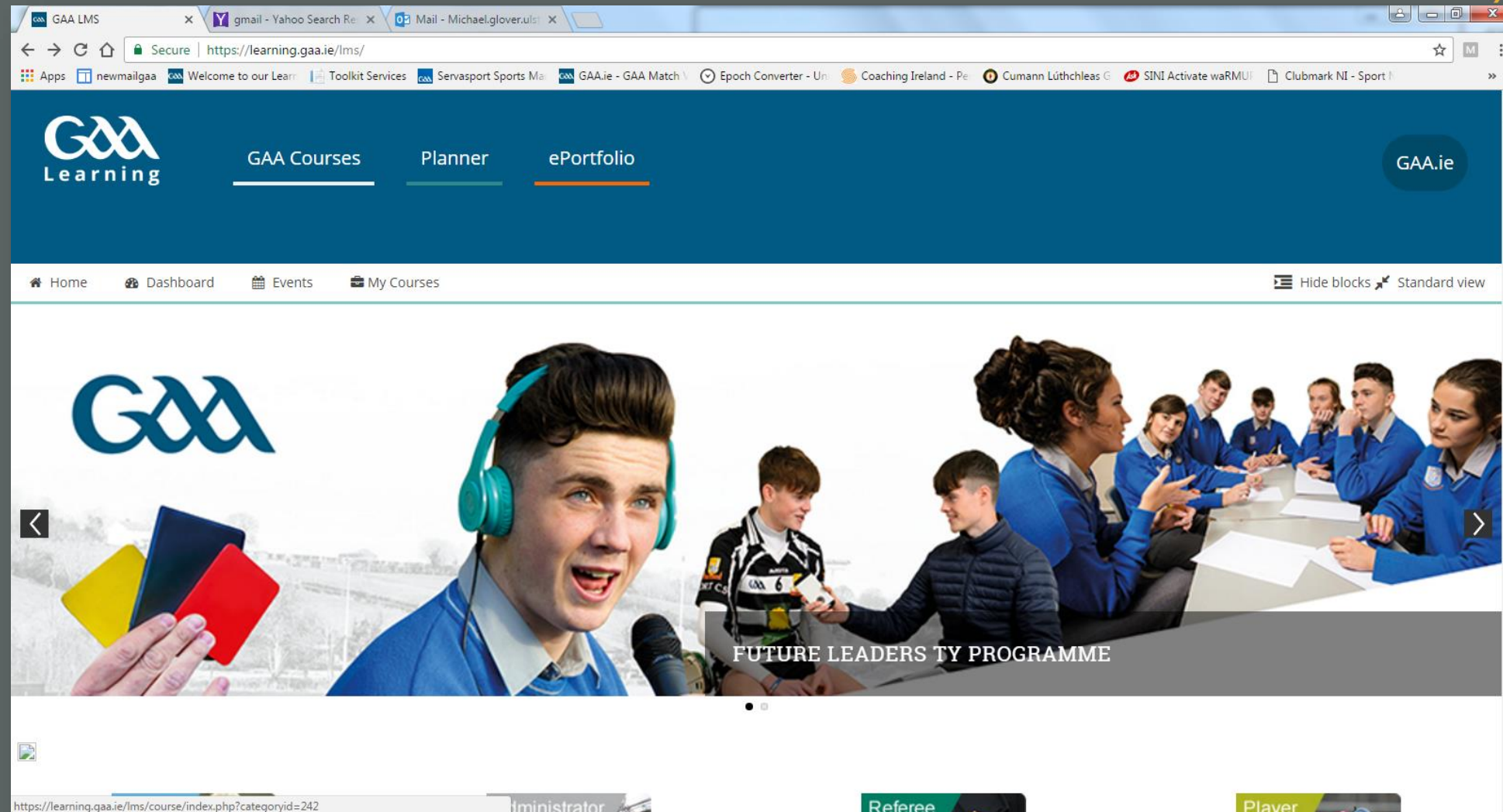
Step 8

Once that step has been taken *click* on GAA Courses



Step 9

Scroll down to the bottom of page and enter *GAA code*



you have been given by the course tutor/coordinator in the box and *click* GO

A close-up of a search bar on the website. It consists of a text input field with the placeholder text 'Search Courses' and a green button labeled 'Go'. A red oval is drawn around the input field.

Step 10

Click on **Enrol me** and this will transfer your profile onto that specific course.

The screenshot shows a web browser window displaying the GAA Learning LMS interface. The URL is <https://learning.gaa.ie/lms/enrol/index.php?id=5784>. The page features a blue header with the GAA Learning logo and navigation tabs for GAA Courses, Planner, and ePortfolio. A sidebar on the left contains a 'Course Administration' link. The main content area shows a breadcrumb trail: 'My courses > Coach Education > Ulster > Monaghan > Monaghan Traditional Courses > Moving on Project_FD_Oct_Nov 2018 > Enrol me in this course > Enrolment options'. Below this, the title 'Enrolment options' is followed by the course name 'Moving on Project Foundation Dual Oct_Nov 2018'. Under the 'Self enrolment (Student)' section, it states 'No enrolment key required.' and a green 'Enrol me' button is prominently displayed, circled in red. A right-hand navigation menu lists various site pages and courses, including 'Ulster' with sub-links for Cavan, Antrim, Armagh, Derry, and Donegal.

And that is you enrolled on the course.