




## Ulster GAA

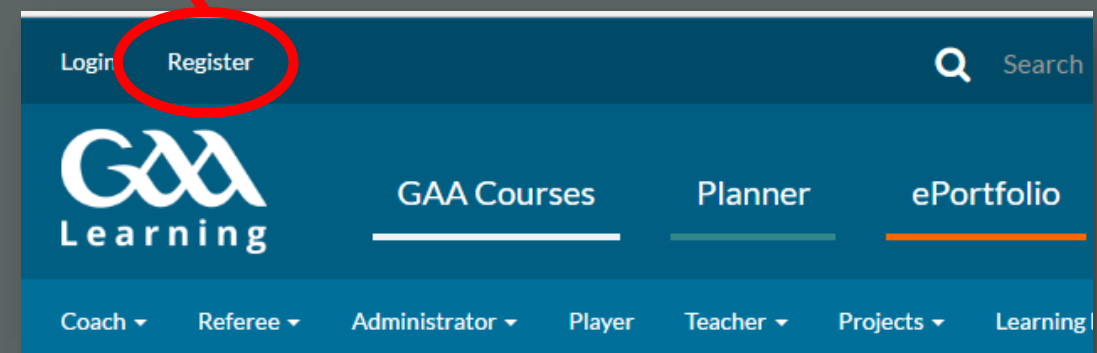
**Coach Education course registration  
process on [Learning.gaa.ie](https://learning.gaa.ie)**

## Step 1

Go to  
<https://learning.gaa.ie> landing page



*Click on Register*



## Step 2

# Enter Age and Country

Age and location verification

What is your age? \*

In which country do you live? \* Ireland

[Proceed](#) [Cancel](#)

There are required fields in this form marked \*.

**Why is this required?**

This information is required to determine if your age is over the digital age of consent. This is the age when an individual can consent to terms and conditions and their data being legally stored and processed.

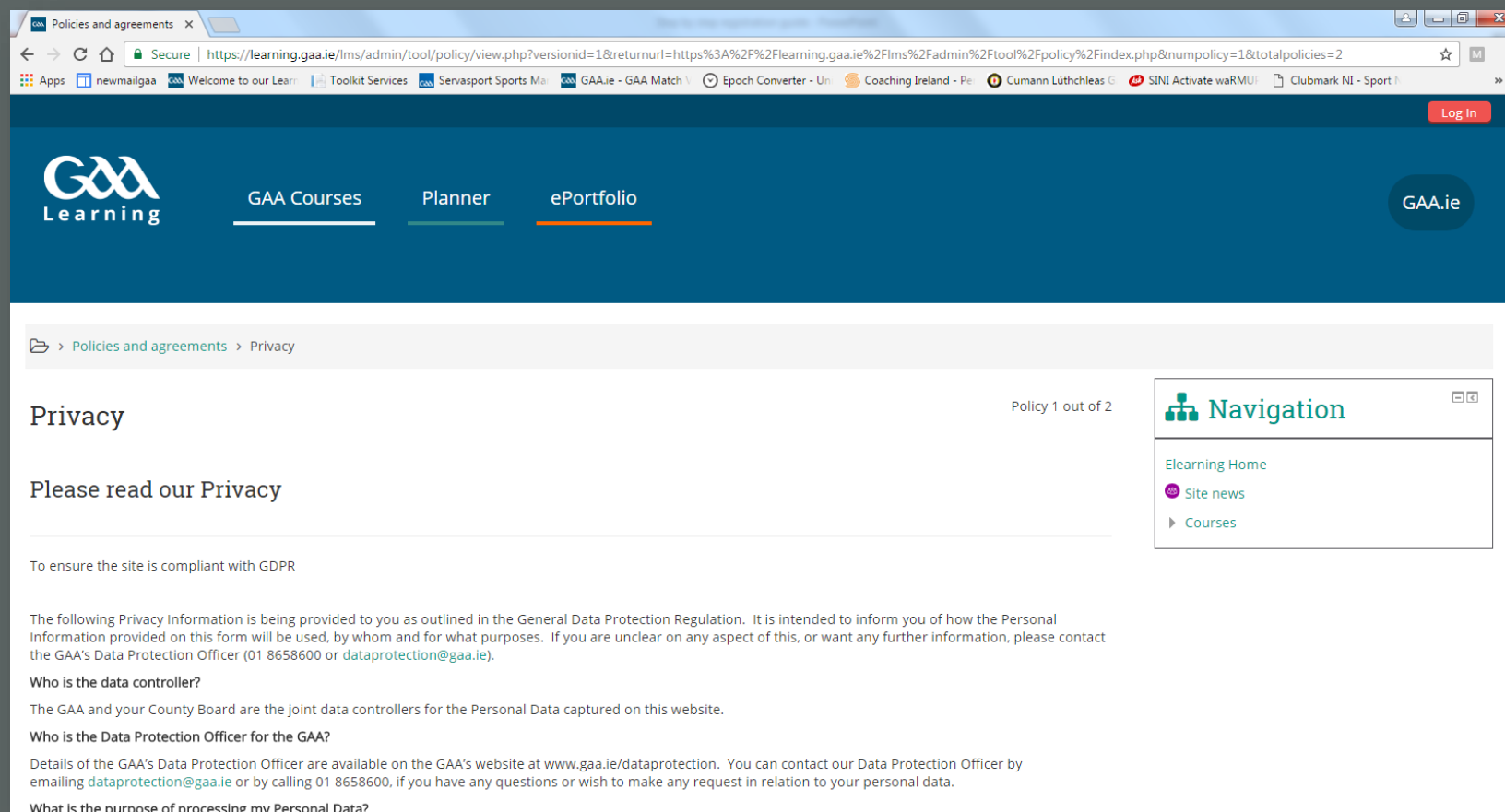
[About](#) [Privacy](#) [Site Policy](#) [Terms & Conditions](#) [Contact us](#) Powered by Enovation

and *Click*

**Proceed**

## Step 3

# Read Privacy Statement



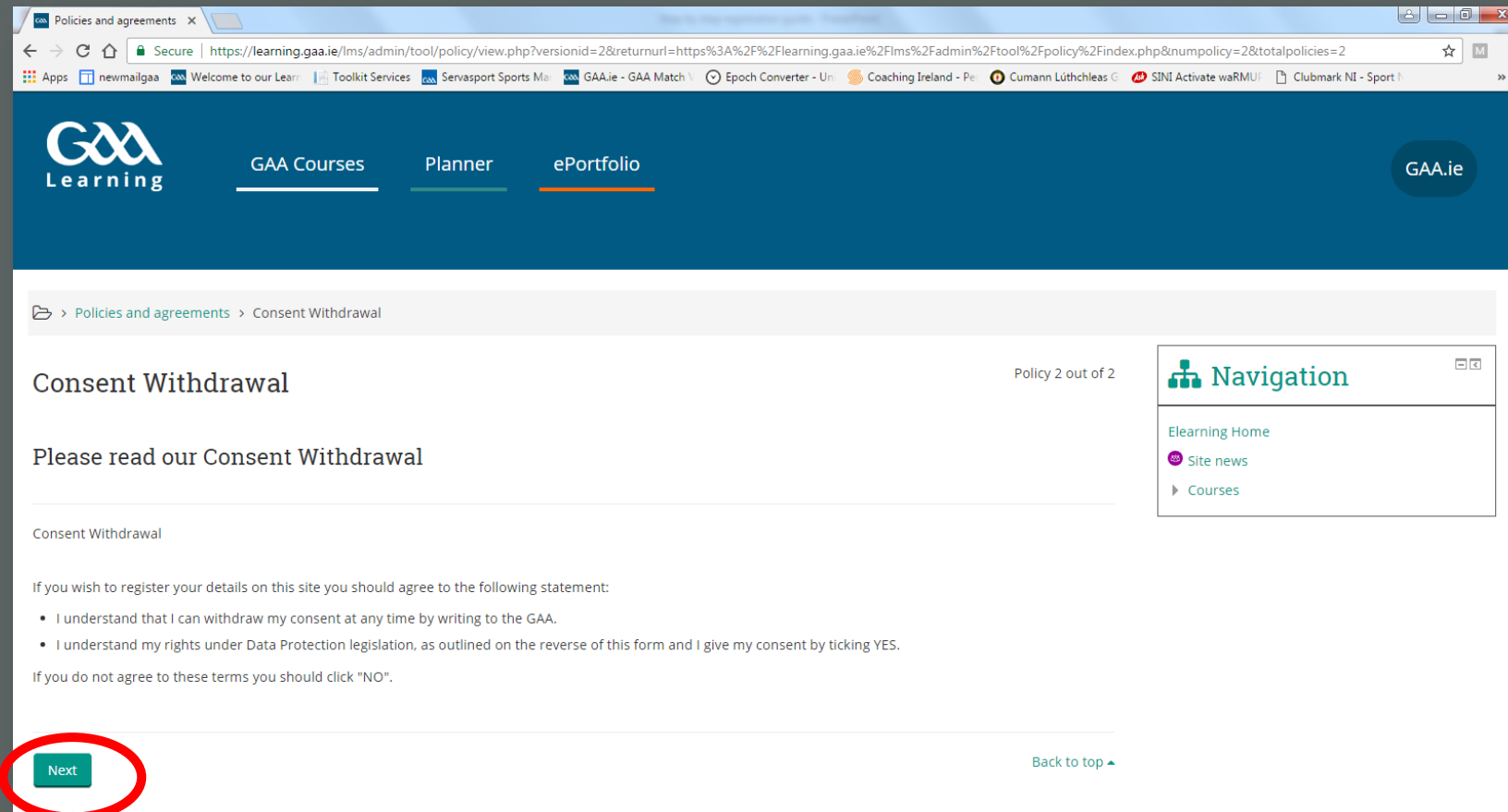
And if you are happy to proceed *Click* bottom of the page

Next

at the

## Step 4

# Read Consent Withdrawal



And if you are happy to proceed *Click*

Next



## Step 5

Give Consent by *ticking* the relevant boxes

Policies and agreements

Before continuing you must agree to all these policies.

### Consent

Please agree to the following policies

---

### Privacy

To ensure the site is compliant with GDPR

Please refer to the full [Privacy](#) if you would like to review the text.

☐ I agree to the Privacy

### Consent Withdrawal

Consent Withdrawal

Please refer to the full [Consent Withdrawal](#) if you would like to review the text.

☐ I agree to the Consent Withdrawal

There are required fields in this form marked .

[Next](#) [Cancel](#)

**Navigation**

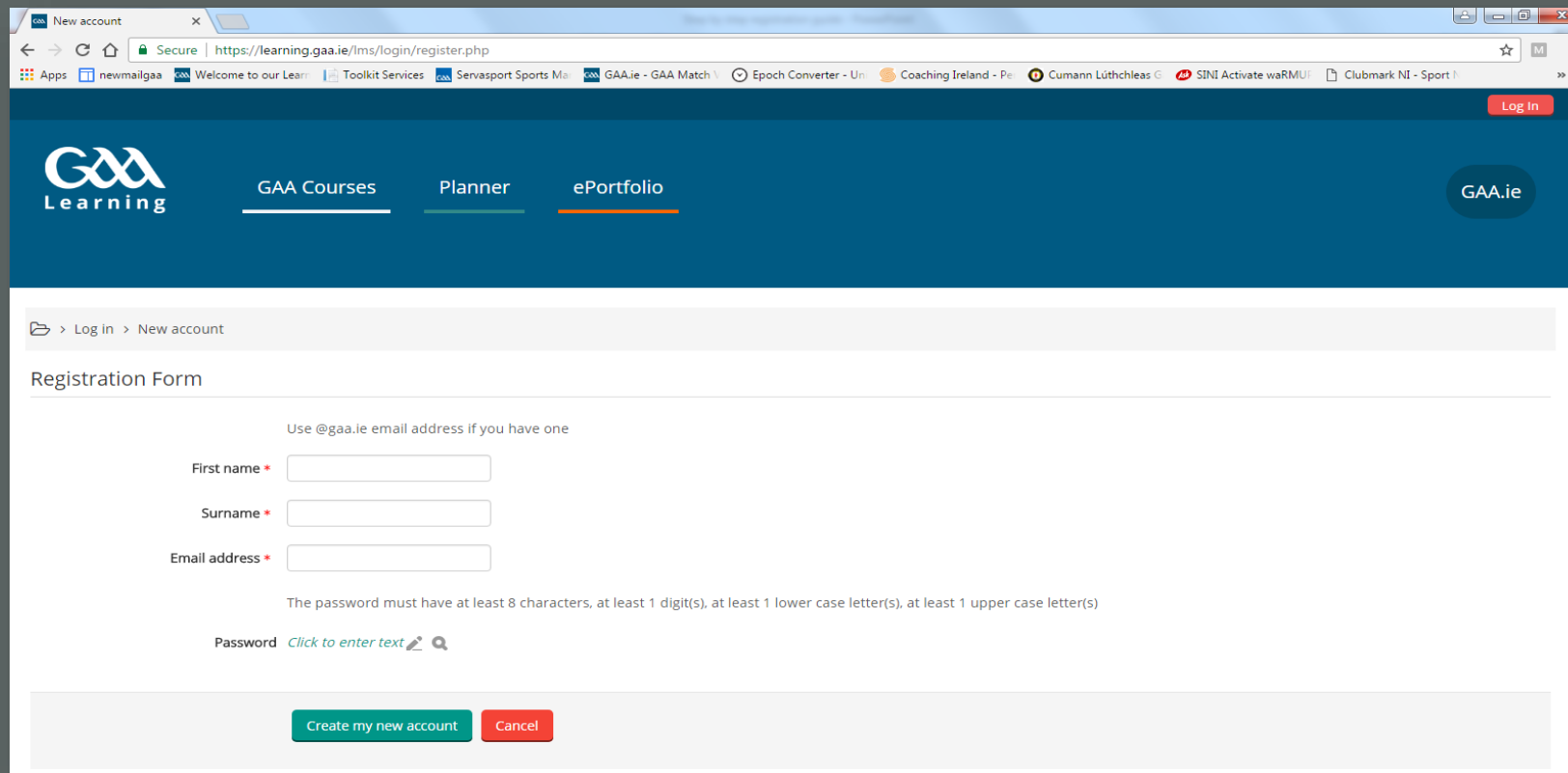
- [Elearning Home](#)
- [Site news](#)
- [Courses](#)

And if you are happy to proceed *Click*

Next

## Step 6

Complete your registration form and create your new account....



The screenshot shows a web browser window with the URL <https://learning.gaa.ie/lms/login/register.php>. The page features the GAA Learning logo and navigation links for GAA Courses, Planner, and ePortfolio. A 'Log In' button is visible in the top right. The main content area is titled 'Registration Form' and includes a breadcrumb trail: 'Log in > New account'. Below the title, there is a note: 'Use @gaa.ie email address if you have one'. The form contains three input fields: 'First name \*', 'Surname \*', and 'Email address \*'. Below these fields, a password requirement note states: 'The password must have at least 8 characters, at least 1 digit(s), at least 1 lower case letter(s), at least 1 upper case letter(s)'. The 'Password' field is followed by a link 'Click to enter text' and a magnifying glass icon. At the bottom of the form, there are two buttons: 'Create my new account' (green) and 'Cancel' (red).

Fill in First name, surname (John Murphy), email address (has to be a live working address) and create a password (click on the magnifying glass icon to display your password)

## Step 7

A confirmation email will be sent to your email address **(check Clutter/Spam)**. Before you attempt to login you need to *confirm this email* by accessing it.



Once that step has been taken return to the landing page and proceed by clicking ***Login*** and entering your new login details – ***email*** and ***password*** to enter the GAA learning portal.



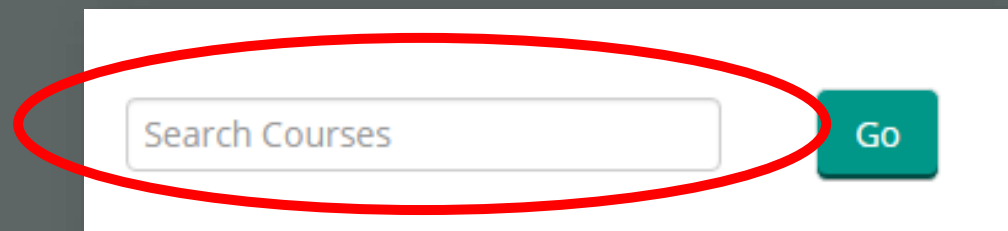
## Step 8

The quickest way to get to the course Enrolment page is to:

Use the ***URL (link)*** sent to you by email and click on this and it will bring you to the course Enrolment Page.

Or

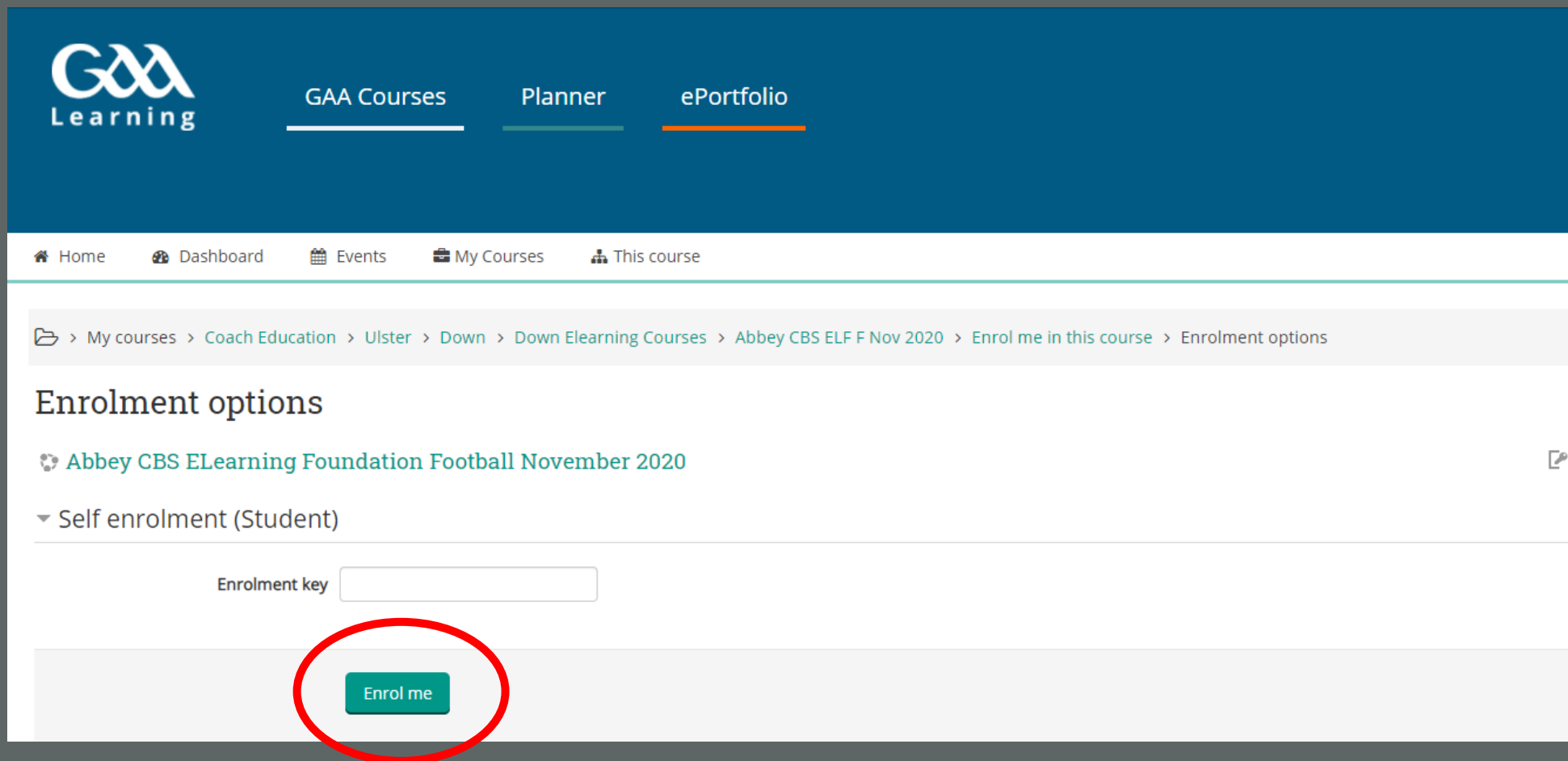
Use the ***GAA Code*** to get to the same stage by entering it in the box as below which appears at the bottom of the page after you click on the GAA Course tab.



A search bar with the placeholder text "Search Courses" and a green "Go" button. A red oval highlights the search bar.

## Step 9

Click on **Enrol me** and this will transfer your profile onto that specific course.



The screenshot shows the GAA Learning website interface. At the top, there is a blue header with the GAA Learning logo and navigation links: GAA Courses, Planner, and ePortfolio. Below the header is a white navigation bar with links: Home, Dashboard, Events, My Courses, and This course. The main content area has a breadcrumb trail: > My courses > Coach Education > Ulster > Down > Down Elearning Courses > Abbey CBS ELF F Nov 2020 > Enrol me in this course > Enrolment options. The title 'Enrolment options' is displayed. Below it, the course name 'Abbey CBS ELearning Foundation Football November 2020' is shown with a share icon. A dropdown menu is set to 'Self enrolment (Student)'. There is an 'Enrolment key' input field. At the bottom, the 'Enrol me' button is circled in red.

And that is you enrolled on the course and you can begin completing the modules.